

Virtualize From Scratch | VMWare vSphere 6.5

Learn how to build virtualization environments from ground up

Resource Pool & vAPP




This document was created using the official VMware icon and diagram library. Copyright © 2017 VMware, Inc. All rights reserved. This product is protected by U.S. and international copyright and intellectual property laws. VMware products are covered by one or more patents listed at <http://www.vmware.com/go/patents>.

VMware does not endorse or make any representations about third party information included in this document, nor does the inclusion of any VMware icon or diagram in this document imply such an endorsement.

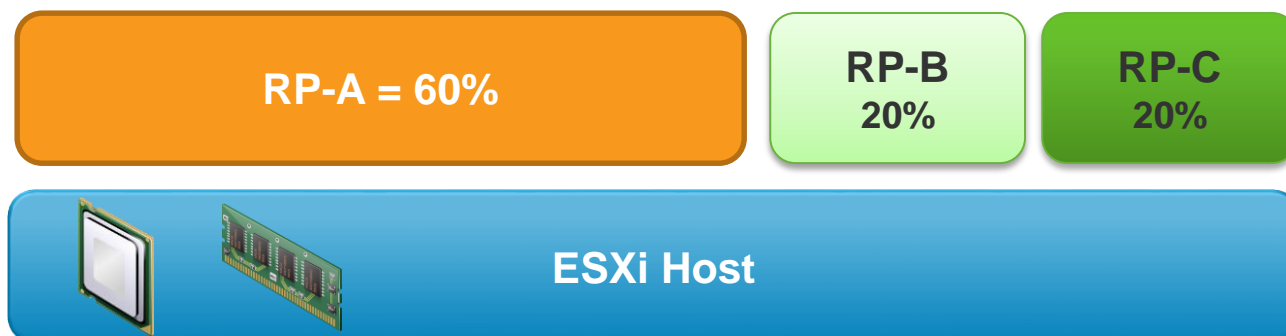
Course Content

1. Introduction to Virtualization.
2. What is the "Hypervisor" and how it works?.
3. VMWare vSphere core products and LAB setup.
4. Install ESXi Server.
5. Explore ESXi configuration.
6. Deploy your first VM.
7. Deploy vCenter Server.
8. vCenter: Add ESXi host(s).
9. ESXi Network Configuration.
10. vSphere Storage: Basics & Configuring.
11. vMotion / Storage vMotion.
12. DRS / SDRS.
13. vSphere High Availability (HA).
- 14. Resource Pools & vAPP.**
15. VM Operations: Snapshots.
16. VM Operations: VM Clone and linked-clone.
17. VM Operations: VM Template.
18. VM Operations: Fault Tolerance (FT).
19. vSphere Networking; Distributed Switch.
20. Content Library.
21. Host Profiles.
22. Integrating vCenter with Directory Services.
23. Define User Permissions.
24. Securing vSphere Environment.
25. vSphere Update Manager (VUM).
26. vROPS.
27. vSphere Documentation.

What is a Resource Pool?

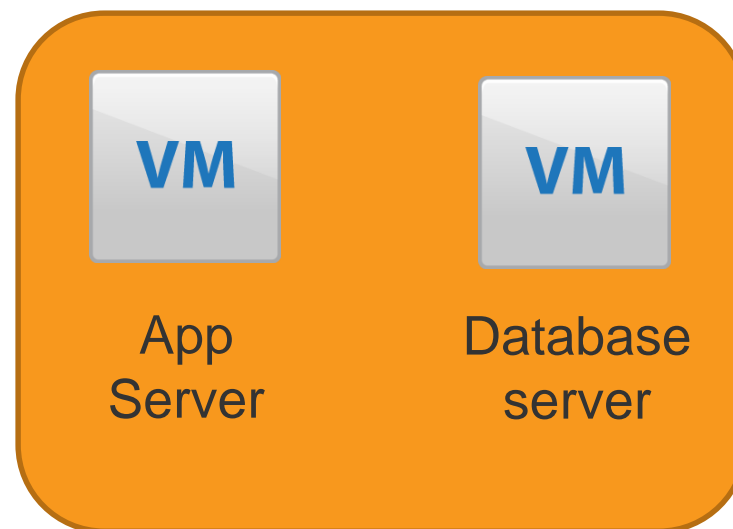


Resource Shares



vAPP

vAPP







Contact Info

Email: mroushdy@arabitnetwork.com

Blog: www.arabitnetwork.com

 youtube.com/c/MohamedRoushdy